




Diversified Products Mfg LLC

Data Sheet Soils Barrier SB-11



Coating Bare Risers



Clamps on



Flexible metal

FEATURES and BENEFITS

- Spray on coating for cathodic isolation of buried metallic parts
- For all buried metal components
- Won't crack, chip or peel
- UV enhanced to last longer
- Stops rust and corrosion
- Acid and Salt Resistant

PRODUCT MATRIX

CAREFULLY READ INSTRUCTIONS ON BACK OF SHEET



**Weaver
Products
Catalog**

Leadership in Innovative Products & Manufacturing Technologies

Diversified Products Mfg LLC

5523 Baggett Marysville Road.
Oroville, CA 95965

PHONE: 530-534-3966 FAX: 530-533-3361



**Split
Repair
Products**

Installation Instructions - SB-11

Warnings:

- (1) Read installation instructions
- (2) Read MSDS sheet
- (3) Use appropriate eye and skin protection
- (4) Use with adequate ventilation


1. Clean all surfaces to be coated with DBC. Surface must be clean, dry and free of oils, grease, wax, dust or loose rust.



2. Shake can vigorously for one full minute after mixing ball begins to rattle. Shake intermittently while applying.




3. Spray base unit under clamping areas with thick coat of SB-11. Hold can 12"-16" from surface. Press spray button firmly. Move can back and forth releasing button after each stroke. Overlap each stroke by 50%. Best results are obtained with no air movement, low humidity and no direct sunlight at 70°F.



4. Apply heavy enough coats to produce an even, wet appearance. Recoat when dry to the touch as often as desired. If product runs or sags, move can further away from surface.

Step 2



Install clamps and test system as required

5. To prevent clogging, turn can upside down and firmly press spray button for 3-5 seconds. If spray button does clog, remove and soak in mineral spirits for 30 minutes to loosen dried product, replace on can and continue application.

Step 3

Overspray until all metal parts are completely covered



For additional assistance or further product information contact Diversified Products Mfg. LLC.

*Protects • Colorcodes • Insulates
Moisture & Weatherproof • Acid & Chip Resistant
Adds Grip To: Metal, Wood, Glass, Rubber, Plastic, Concrete...*

FIRST AID: If swallowed, do NOT induce vomiting, contact physician immediately. If eye or skin contact occurs, flush/wash thoroughly with water. Avoid overexposure to vapors. If you experience eye watering, headaches or dizziness, move immediately to fresh air. Ventilate area. If symptoms persist, consult physician.

WARNING: Reports have associated repeated and prolonged occupational overexposure to solvents with permanent brain and nervous system damage. Intentional misuse by deliberately concentrating and inhaling the contents may be harmful or fatal.

DANGER: EXTREMELY FLAMMABLE. VAPORS HARMFUL. HARMFUL OR FATAL IF SWALLOWED. CONTENTS UNDER PRESSURE. Contains Hexane and other Hydrocarbon solvents and propellants. Avoid prolonged breathing of vapors. Use in well ventilated area. Do not puncture or incinerate container. Keep away from heat sources, open flames and sparks. Do not store above 120°F. Avoid eye and skin contact.

KEEP OUT OF REACH OF CHILDREN

Diversified Products Mfg LLC, 5523 Marysville Baggett Hwy., Oroville, CA 95965
Phone: (530) 534-3966 Fax: (530) 533-3361